

**Content:****內容物:**

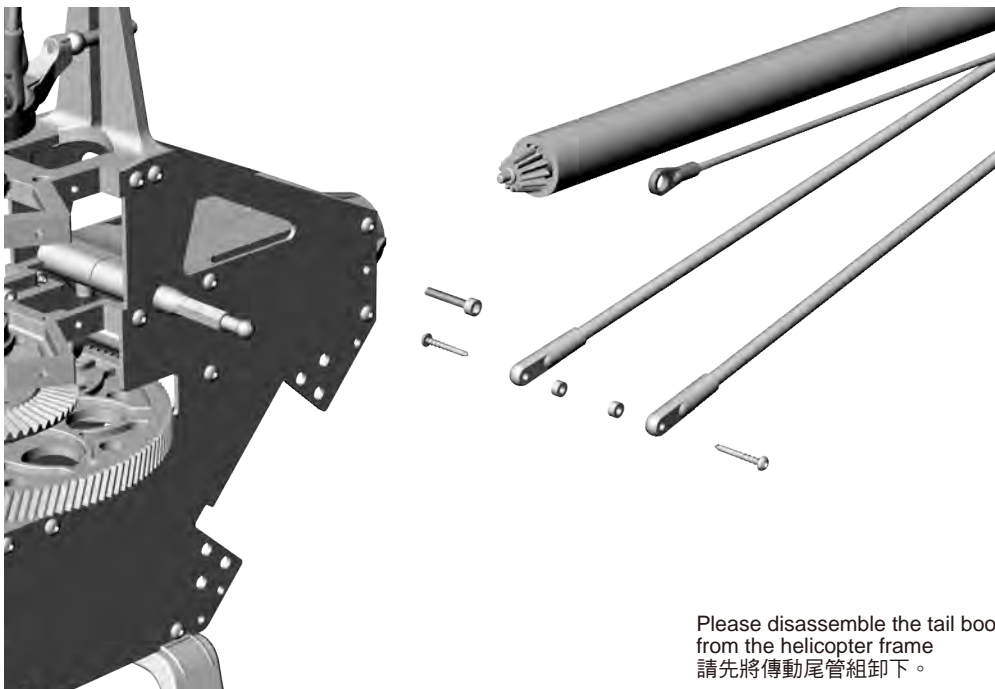
Tail Rotor Belt 544 MXL x1pcs	544 MXL 皮帶 x1 pcs
Tail Boom (belt version)(425mm) x 1pcs	X3 皮帶版尾管(425mm) x1 pcs
X3 Tail prod (403mm) x 1pcs	X3 尾拉桿(403mm) x1 pcs
71T Front Pulley Gear Set x 1pcs	71T 主皮帶齒輪 x1 pcs
15T Tail Pulley Gear Set x 1pcs	15T 尾皮帶齒輪 x1 pcs
X3 Tail Output Shaft x1pcs	X3 尾軸 x1 pcs
Guide Wheel x2pcs	導輪 x2 pcs
4.8Ball Links Pack x2pcs	4.8mm 拉桿頭 x2 pcs
Bearing(B2x5x2.5)x4pcs	軸承B2x5x2.5 x4 pcs
Washer (W2x3.5x0.5)x2pcs	華司W2x3.5x0.5 x2 pcs
Pin (P1.5x10.5)x1pcs	插銷 P1.5x10.8 x1 pcs
Socket Set Screw (M2x2)x1pcs	M2X2 六角止付螺絲 x1 pcs
Socket Head Button Screw (M2x4)x4pcs	M2x4 水滴六角螺絲 x4 pcs
Socket Head Cap Screw (M2x8)x1pcs	M2x10 六角螺絲 x2 pcs

We recommend downloading and using the latest manual from Official GAUI website's download area.

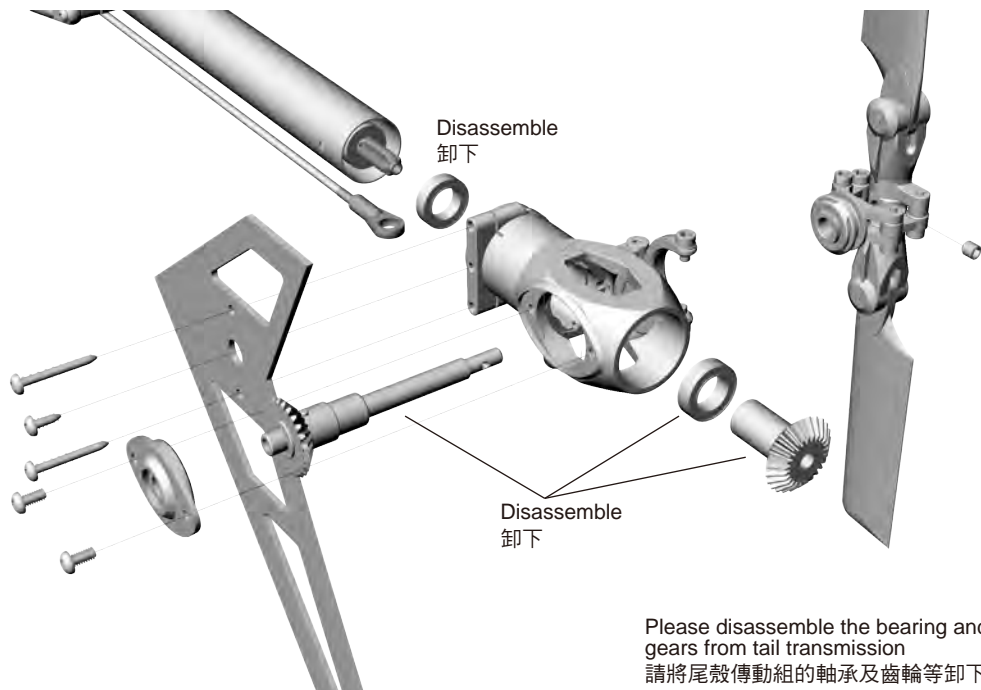
This product is for a radio controlled (RC) helicopter. Improper operation, maintenance or assembly can potentially cause a RC helicopter to pose a danger to persons or objects including but not limited to the possibility of causing serious physical injury and even death.

我們建議您從 GAUI 官方網站的下載區下載，並使用最新的手冊。

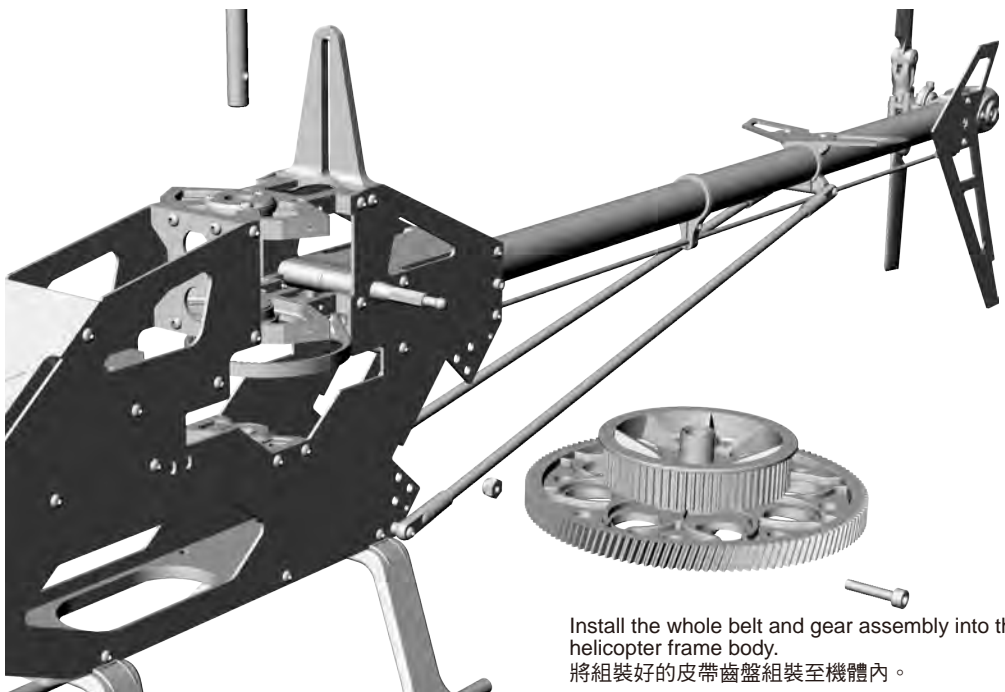
本產品是無線遙控的直升機，不當的操作，保養或是組裝有可能導致遙控直升機對於人身或是物品造成危險。包括，但是不局限於對於人體產生嚴重傷害甚至死亡的可能性。



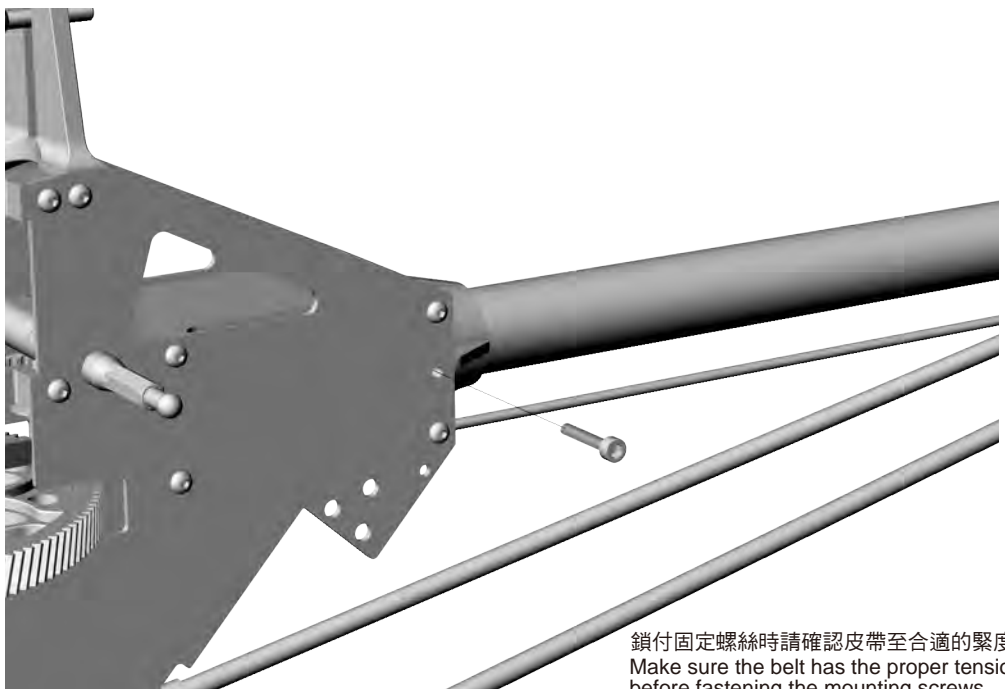
Please disassemble the tail boom from the helicopter frame
請先將傳動尾管組卸下。




Please disassemble the bearing and gears from tail transmission
請將尾殼傳動組的軸承及齒輪等卸下。



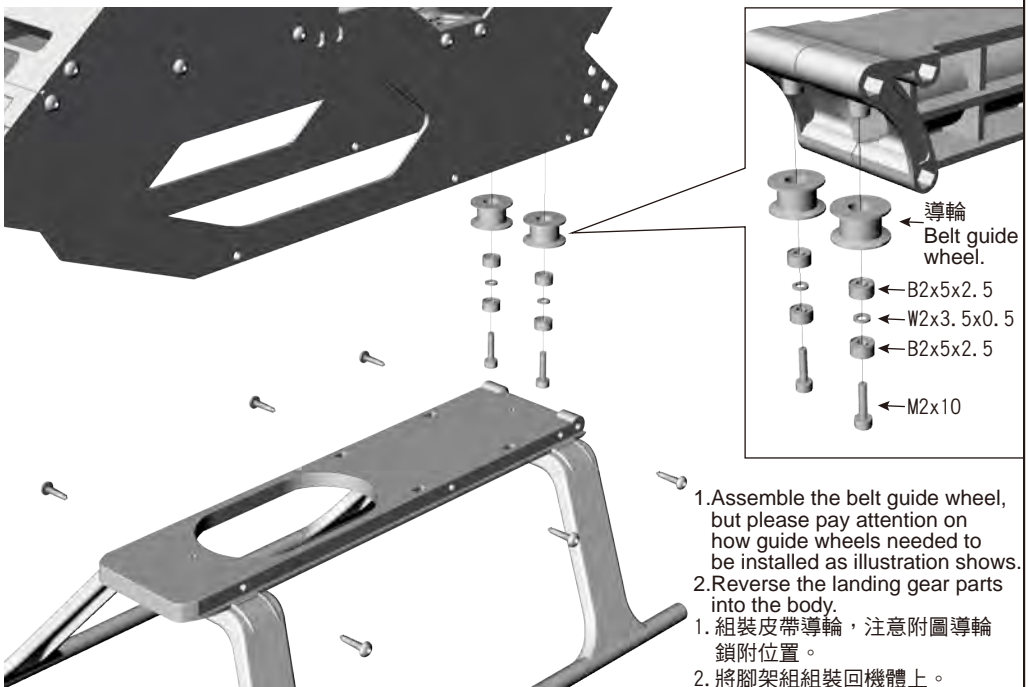
Install the whole belt and gear assembly into the helicopter frame body.
將組裝好的皮帶齒盤組裝至機體內。



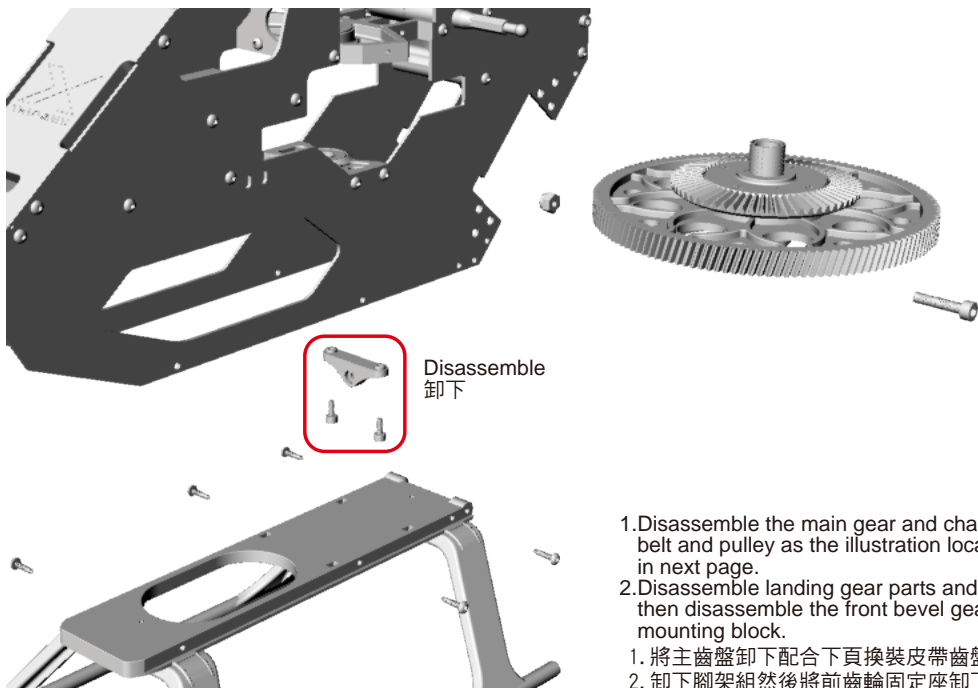
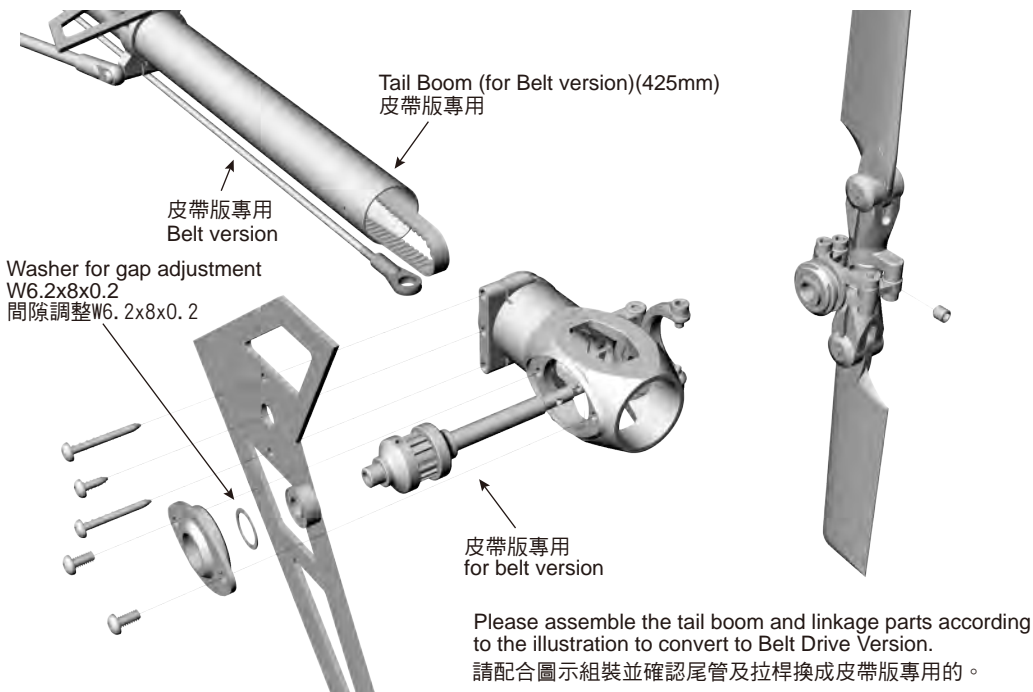
鎖付固定螺絲時請確認皮帶至合適的緊度。
Make sure the belt has the proper tension before fastening the mounting screws.




Disassemble the bevel gear and replace with the belt gear as the illustration in next page.
將傘齒盤卸下後配合右圖將皮帶齒盤組裝完成。




1. Assemble the belt guide wheel, but please pay attention on how guide wheels needed to be installed as illustration shows.
 2. Reverse the landing gear parts into the body.
1. 組裝皮帶導輪，注意附圖導輪鎖附位置。
 2. 將腳架組裝回機體上。





*** Important ***

Install the whole tail belt boom assembly in to the helicopter frame and pay attention on the direction of the belt as the illustration below.
將組裝好的尾皮帶總成置入機身並配合下圖注意皮帶方向。



注意皮帶旋轉方向。

Please notice the travel direction of the belt needs to be same as the illustration.





GAUI

www.gaii.com.tw
E-mail: gaii@gaii.com.tw
TEL: +886-2-86305567
FAX: +886-2-26105567
No.118, Ren'ai Rd., Bali Dist.,
New Taipei City 249, Taiwan

mit
MADE IN TAIWAN